PEANUT POST

OCT 2026

110 VOLUME

Global Markets P6

Bird Feed P16

Peanut Science P18

Peanut Wizard | Current Crops | Shelled Facts | Peanut Voice | Sustainability

Market Highlights

DEMAND

EUROPE

European demand continues to move sideways with upward-bias, buyers remaining picky and selective, largely bottom-fishing for deals. Most clients are substantially covered from the early phase of the Latin American harvest, particularly through Q1 and Q2, when peanut coverage was secured at around USD 1,500/MT. The remaining uncovered positions are now being slowly covered at higher levels of around USD 1,600–1,700/MT across various grades. This increase is also supported by rising freight, with 40-ft container rates moving from around USD 2,500 to USD 4,500, and in some cases as high as USD 6,000. While demand continues to languish, supply remains even tighter, providing support to prices. Further price movement will largely depend on material availability, quality and yields, and freight levels.

ASIA

Asian demand remains mixed. Indonesia continues to see crisp demand due to quota implications and concerns around the handling of quotas, with only a limited number of eligible importers and approved shippers, increasingly concentrating the trade among a few players. Malaysia remains silent, while the Philippines is seeing excess arrivals as suppliers unable to access Indonesia divert material into alternative markets. China's import demand remains limited, with crude peanut oil interest around USD 1,600–1,625/MT CFR Qingdao for 2 FFA. Vietnam demand is also subdued amid new Ministry of Health evaluation procedures for imported agricultural and food products, while Chinese new-crop peanuts are gaining ground there at attractive prices against relatively less competitive Indian origin. China has shown some interest in importing Grade 1 food-grade high-oleic peanuts from Latin America, although domestic prices remain relatively low, with 38/42 and 40/50 material available around USD 1,200–1,300/MT. Further price direction will depend largely on how quickly local Chinese stocks are drawn down.

BIRD FEED

Bird feed demand has started to pick up, with several buyers who considered themselves well covered at USD 800–900/MT CFR now realizing that prices have moved beyond expectations and returning with inquiries. New business could potentially settle around USD 1,100–1,200/MT depending on quality, grade, specifications and volume, with demand expected to increase particularly for 80/100 and some Grade 2 blanched splits. Bird feed continues to depend primarily on Latin American origins, with supplies available from Brazil and Argentina and very little from Paraguay. India and China remain largely uncompetitive for this segment due to strong domestic markets and restricted supply despite the new crop, while African availability remains limited with quality concerns restricting participation. Latin America therefore remains the key supply source, although pesticide-residue compliance with European limits continues to be a challenge for material entering the bird feed segment.

SUPPLY

LATAM

Latin American prices have improved substantially, while supply availability has worsened considerably. Availability of 38/42 is predominantly from Brazil at USD 1,300–1,400/MT FOB, depending on aflatoxin, pesticide compliance and grade. Larger counts from Argentina are extremely limited, with availability concentrated mainly in 50/60 at around USD 1,400–1,450/MT FOB for Grade 1, while Argentina remains keen to offer 40/50 and 50/60 blanched due to better availability. 60/70 and 80/100 are almost unavailable from Argentina, although some lots remain in Brazil. Paraguay is nearing the end of its supply, with limited feed-grade material remaining, while 40/50 and 50/60 lots are still available around USD 1,350–1,400/MT CFR European ports. Moving into October, prices could rise by USD 50–100/MT, driven by financing costs, freight and tightening supply. Latin America entered the current crop with limited or no carry-forward stocks and is now dealing with a shorter crop, putting significant pressure on available stock levels.

ASIA

Asian supply is predominantly driven by China and India, with crops of around 18 million MT and 12–13 million MT respectively. China's crop is currently projected broadly similar to 2025, with no major harvest-time rains so far affecting quality. Henan has begun harvesting and material is entering trade, while Dongbei is yet to commence, with moisture still a concern. Heavy carry-forward stocks in cold storage are keeping prices relatively stable for now, although harvest-related weather risks could quickly change the direction. In India, Gujarat acreage is estimated at around 70–80% of normal, while acreage in Rajasthan, MP and UP has increased substantially, in some areas to 130–150%, although variable rainfall makes final output uncertain. Overall, India could see a crop similar to last year, but southern origins are significantly affected, with Java varieties potentially facing a 30–40% shortage, while Gujarat Java could see similar pressure from lower acreage and inadequate rainfall. Bold and TJ availability looks comparatively comfortable. NAFED continues to carry around 400,000 MT of stocks, which could provide some initial stability, but strong domestic festive demand from October through January, combined with shortages in certain varieties, could push prices sharply higher.

AFRICA



African supply remains limited, with little expected from Sudan, while Nigeria has started offering new material. High domestic prices are keeping Nigerian 38/42 and 40/50 kernels at around USD 1,400–1,500/MT FOB. Nigerian crushing peanuts are being offered around USD 900–1,000/MT CFR Qingdao, making them highly competitive against Latin American crushing offers at around USD 1,800–1,850/MT CFR Qingdao. Senegal crude peanut oil, 2% FFA, is offered around USD 1,775–1,825/MT CFR Qingdao, while Senegal crushing kernels are around USD 1,000–1,100/MT CFR Qingdao depending on FFA and split percentage. There are currently no significant offers from Tanzania, Mozambique or Burkina Faso, leaving Nigeria and Senegal as the main active African origins.

SENEGAL

A KEY PLAYER IN AFRICA'S PEANUT ECONOMY

Senegal is one of Africa's leading peanut-producing countries, with annual production of approximately 1.5 million tonnes of in-shell peanuts. It ranks among the continent's largest producers, competing closely with Sudan, and is generally considered the third-largest peanut producer in Africa after Nigeria and Sudan.

Peanuts have been cultivated in Senegal since the 16th century. However, large-scale commercial production expanded significantly in response to European demand for vegetable oil, particularly for soap manufacturing. In 1885, the French colonial administration completed the Dakar–Saint-Louis railway, which played a major role in transporting peanuts from producing regions to the port and became widely known as the **"Peanut Railroad."**

> THE DAKAR-SAINT-LOUIS RAILWAY BECAME WIDELY KNOWN AS THE **"PEANUT RAILROAD."**

Production, Carry Forward, Exports, price, Area Harvested

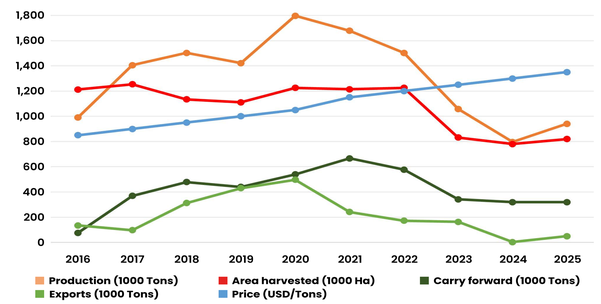

Production declined by nearly 48%, broadly in line with the corresponding reduction in cultivated acreage. This contraction is largely attributed to government regulations affecting exports. However, the more significant indicator is the resilience of Senegal's peanut economy: prices have increased by approximately 28.6% over the past five years. Strong and steadily rising prices indicate sustained domestic demand and consumption despite the decline in production. Supported by sound market fundamentals and an established governance framework, Senegal is well positioned to shape the future direction of its peanut industry.

Balance Trade

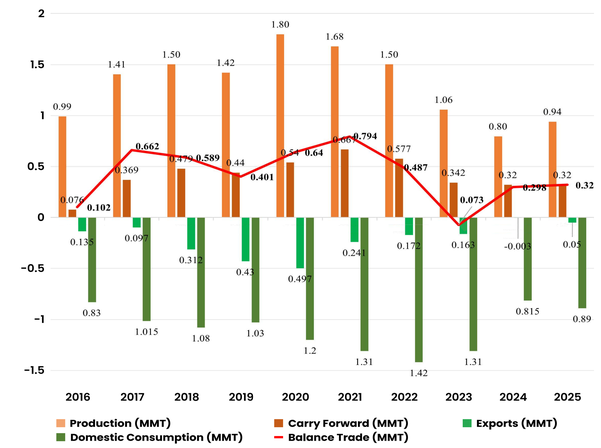

The volatility in the trade balance, represented by the red line, highlights the policy and governance challenges within the industry and indicates considerable scope for development through targeted reforms. Senegal could consider a carefully structured export-quota system that balances domestic availability with access to international markets. Such a framework could encourage higher production, support more transparent price discovery and improve returns for farmers and processors. While excessive protectionism could restrict trade and investment, a balanced policy approach could help rejuvenate the industry, strengthen Senegal's competitiveness and enable it to move closer to major African producers such as Nigeria, which produces approximately four million tonnes annually. Over time, this could support the development of a stronger, more competitive and increasingly market-driven peanut economy.

Senegal Per Capita Consumption (Kg / Person)

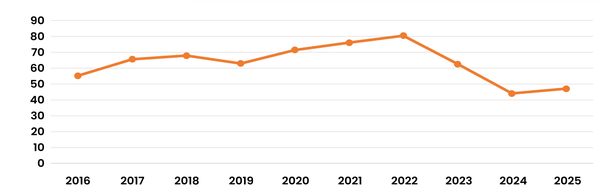

The sharp slowdown in Senegal's GDP growth in 2022 may have weakened household purchasing power and reduced spending on peanuts, contributing to a decline in per-capita consumption. At the same time, the population continued to grow at approximately 3% annually, further placing downward pressure on consumption on a per-capita basis.

China Imports & Senegal Share

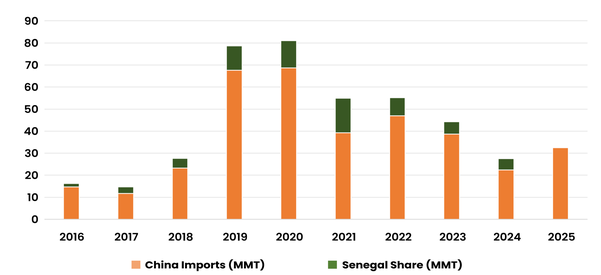

Senegal's Share of China Imports

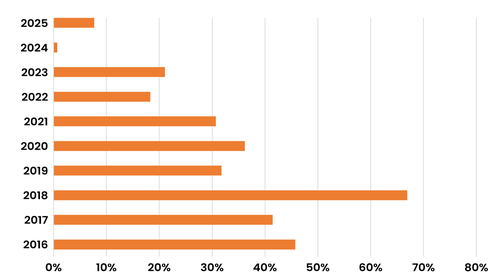

Senegal's primary peanut export markets are the European Union, mainly for peanut oil, and China, for both peanut oil and kernels. As a United Nations-classified Least Developed Country (LDC), Senegal benefits from preferential market access, including tariff-free entry into China for eligible Senegalese-origin peanuts and peanut oil, subject to applicable rules of origin. SONACOS, the state-owned agency and the country's largest processor, has a production capacity exceeding 5,000 tonnes per month and focuses largely on peanut-oil exports. COPEOL, another major peanut-oil producer operating as a French–Senegalese joint venture, primarily serves the European market.

Global Markets

ARGENTINA

According to Argentina's Secretariat of Agriculture, Livestock and Fisheries (SAGyP), 2026/27 peanut planting intention is up 2.4% year-on-year, reaching approximately 430,000 hectares. Planting is expected to expand in Río Cuarto, Córdoba, but decline in northwestern Buenos Aires and southern Santa Fe, where flood-prone soils could hinder digging and harvesting if a potentially strong El Niño develops. Following two consecutive years of low prices, many independent producers and some participants in shared plantings may face difficulties securing credit for the upcoming season. For the 2025/26 crop, adverse weather during harvest has affected quality, leaving a large proportion of final stocks classified as oil-quality peanuts, primarily destined for crushing.

BRAZIL

Brazil's 2026/27 peanut planting has begun, with early fields already sown and the bulk of planting expected between 1–10 October. The season starts with favorable rainfall and adequate soil moisture across São Paulo's peanut belt. Weather forecasts indicate above-average spring rainfall in western and southern São Paulo, consistent with an El Niño pattern, while conditions in Mato Grosso do Sul remain more irregular. Overall, weather conditions currently support crop establishment. However, the planted area is expected to decline 25–30%, based on seed sales, a key early indicator. The reduction is attributed primarily to credit constraints rather than weather. Conab's first official survey is due on 15 October. Argentina's Córdoba Grain Exchange also projects an 8% decline in provincial peanut area, pointing to tighter South American supply in 2027. Production costs remain elevated, with diesel above R$7.10/litre, around 17% higher than last season. Input barter financing is increasingly common, with new-crop contracts already offered at better base prices. Domestic demand remains quiet, while exports are strong. Jan–Aug kernel exports reached 215,289 tonnes, up 21%, while peanut oil exports fell 18% to 80,286 tonnes, reflecting slower Chinese buying.

USA

According to FSA (Certified Acres), U.S. peanut acreage for the 2026 crop is 1.399 million acres, down 28% YoY. USDA reports 1.413 million acres, also down 28%. Total harvested area is forecast at 1.36 million acres, down 29% from 2025. Production is projected at 5.27 billion lb, down 27% YoY. The market remains quiet as farmers enter the fields and estimates decline. The smaller crop points to a tighter forward balance, although substantial 2025-crop stocks provide a significant supply cushion entering harvest.

PEANUT SPOTLIGHT

CHINA

China'sdomestic peanut market remains generally stable, with selective strength in key producing areas. In Liaoning, 308 peanutpricesincreasedbyRMB100/ton, supported by early harvesting, strong processor restocking and limited new-crop arrivals, creating short-termsupplytightness.InHenan, continuous rainfall has delayed new-crop arrivals and temporarily reduced supply. However, terminal demand remains weak, while market participants anticipate a significantinfluxofnewpeanutsafter the National Day holiday, keeping buyers cautious. In Inner Mongolia, high-quality 308 peanuts remain firm, supported by Liaoning buying and seed demand, while average-quality peanuts trade according to quality. Four-grain red peanuts remain weak due to low-priced old stocks. Overall, near-term price upside appears limited as demand remains subdued and new-crop supply is expected to increase. Prices may remain range-bound, with future direction depending on crop arrivals, weather, quality and post-holidayconsumptionrecovery.

OTHERS

Indonesia's peanut market shows normal demand, with steady enquiries, while importers remain cautious pending their PI approvals. Current trading is largely focused on available PPI cargo, with price indications varying among sellers.

China-origin: 50/60 is quoted around IDR 39,000/kg on credit in 50kg PP bags, with slightly powdery cargo. China 70/90 from Henan is around IDR 37,000/kg.

80/90 TJ: PPI sold Red TJ at IDR 37,500/kg; some buyers are reselling at around IDR 38,000/kg, while PPI cargo is currently being offered at around IDR 37,500/kg. Andhra 80/90 is available around IDR 39,000/kg.

140/160: OBE is around IDR 36,000/kg, while China OBE is around IDR 35,000/kg, with limited availability.

Local crops: Tuban 50/60 is IDR 40,000/kg, 80/90 at IDR 38,000/kg, unsorted at IDR 36,000/kg, and Bima at IDR 36,000/kg. Supply has increased but is being absorbed quickly.

INDIA

Rajasthan: Sowing is around 130% YoY, but insufficient rainfall may affect yields. Crop condition remains good. Bikaner TJ arrivals started at ~3,000 bags, with rates at ₹74–90/kg. Arrivals are expected to build over the next 15–20 days.

Gujarat: 24 No. Java and 39 No. Bold arrivals have started, with inshell rates at ₹65–85/kg and ₹66.50–77/kg; moisture is mostly above 10%. Pathwada harvesting is picking up. Crop condition remains good but is estimated 30–40% below last year. Old-crop buying is slow, while new-crop transactions have started. Local 60/70 Java is ₹130–133/kg.

MP–UP: Arrivals remain slow but may increase within 10–15 days. Crop condition is good, with acreage around 1.5× last year. Inshell is near ₹80/kg, with 10–12% moisture.

Tamil Nadu: Alangudi and Jayankondam arrivals total ~300 bags/day. Raw material is ₹108/kg; 6065 ₹145–147/kg; 90100 ~₹135/kg. Good-quality arrivals are expected within 10 days.

Andhra Pradesh: Arrivals are 500–800 bags/day; inshell is ~₹70/kg and 8090 ₹135–136/kg, with ~10% moisture. Karnataka arrivals continue from Chellakere, Ballari and other centres; 5060 is ~₹145/kg. Recent rains are supporting sowing activity across Andhra.

SENEGAL PEANUT DEMAND & SUPPLY

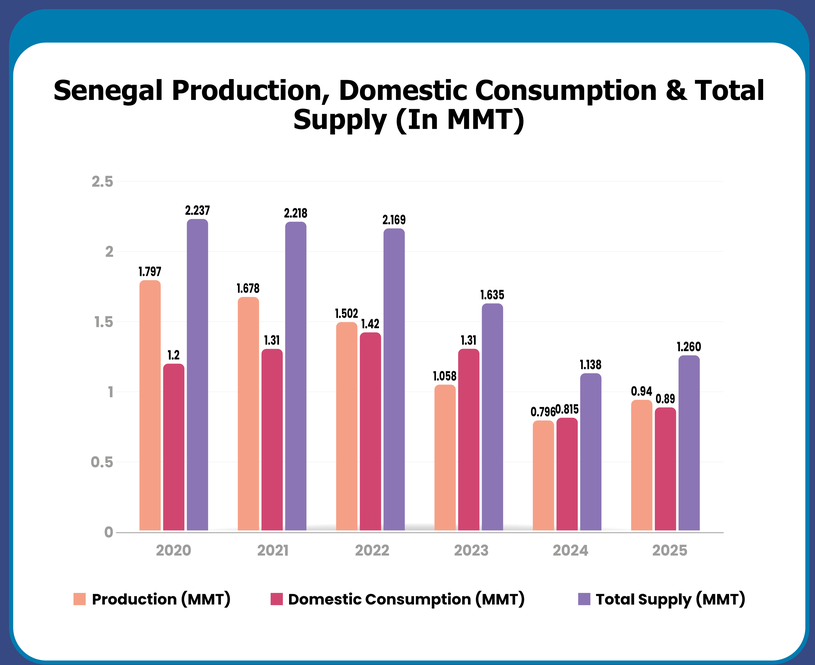

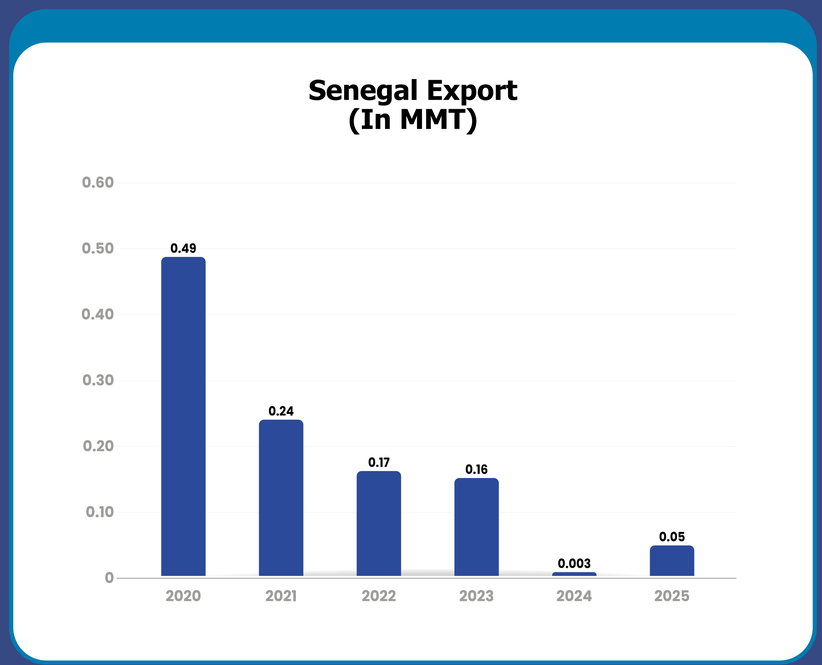

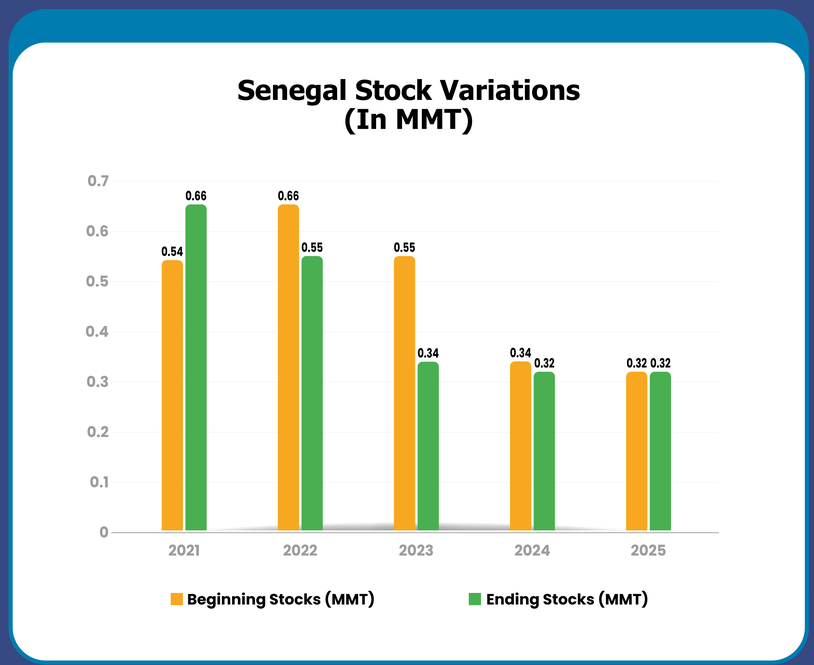

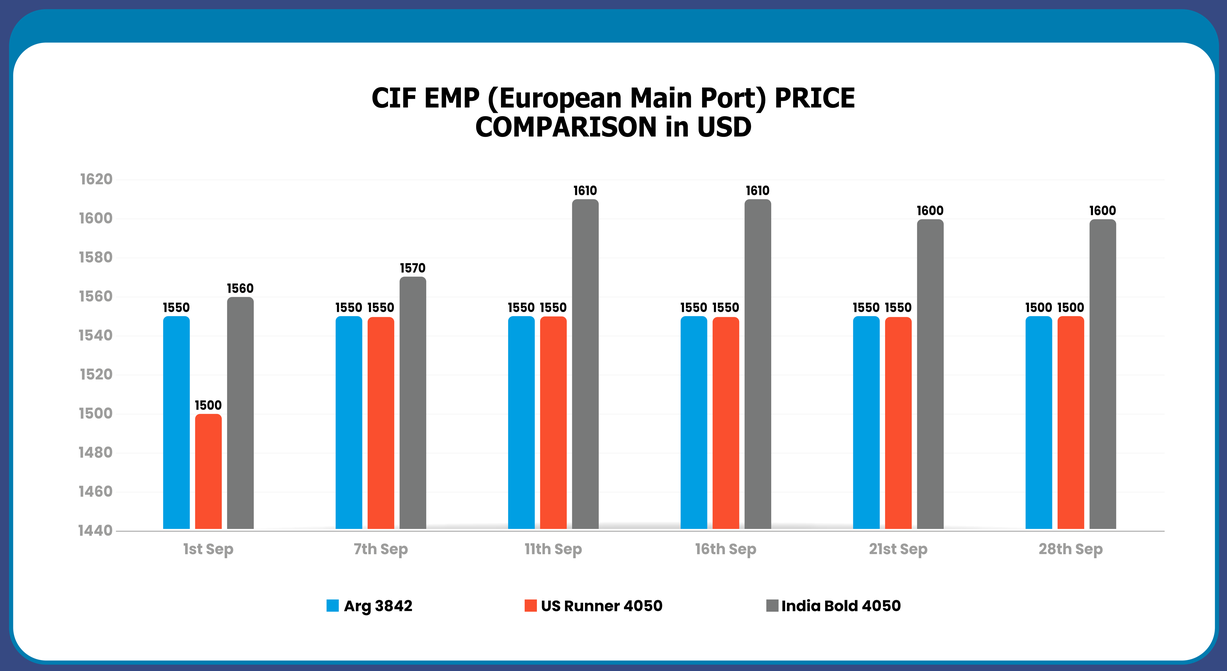

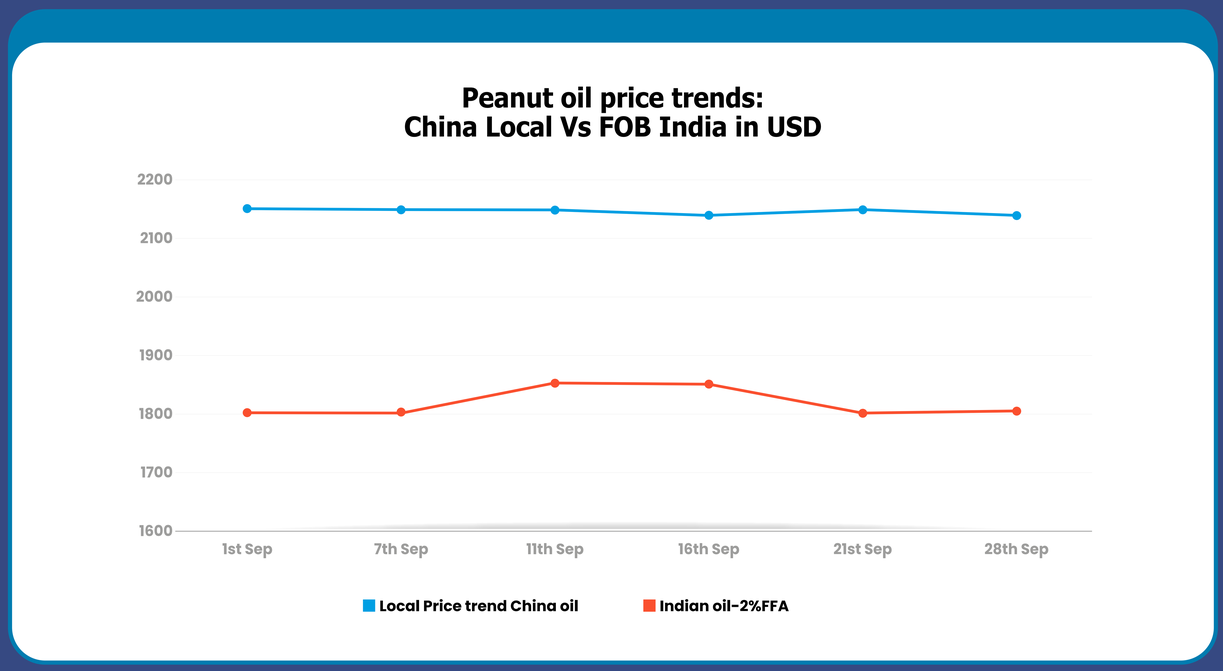

Current Crops

ARG — ARG 40/50 - $1650

Argentina

2026/27 planting is +2.4% at 430,000 ha; acreage shifts toward Córdoba as flood-prone areas decline, while El Niño threatens harvesting.

BRA — BRA 40/50 - $1475

Brazil

This year planting has begun with good soil moisture; area expected -25–30%, mainly due to credit constraints, despite favourable rainfall.

CHI — CHI 41/51 - $1420 (FOB)

China

New crop harvesting has begun sporadically; Liaoning 308 supply is tight, while Henan harvests are rain-delayed; broader arrivals expected after National Day.

IND — IND 40/50 - $1885

India

New crop arrivals have begun; Gujarat crop is 30–40% lower YoY, Rajasthan sowing 130% YoY, and MP-UP acreage 50% higher YoY.

RSA — RSA 60/70 - $NA

South Africa

USA — USA 40/50 - $1550

USA

2026 crop acreage is 28% lower, harvested area 29% lower, production 27% lower; harvest is beginning, with 2025 stocks cushioning supply.

TNZ — TNZ 80/90 - $NA

Tanzania

PEANUT VOICE

"I am Malick Diaw, Manager at ACDX HOLDING, an international agro-products company specializing in peanuts, peanut products, and food-industry raw materials, with expertise spanning global trade, processing, labeling, and distribution."

Malick Diaw
Manager
ACDX HOLDING

How do you assess Senegal's position in the global peanut oil market compared with major supplying countries such as India, Brazil, Argentina, and Nigeria?

Senegal remains a long-standing participant in the global peanut oil market, although it currently lags behind major suppliers such as Argentina and Brazil. After being a dominant player until the early 2000s, Senegal is now focused on strengthening domestic processing, with crude oil production reaching 22,441 tonnes, its highest level in six years.

Peanut Plants Just Got Their Own Fitness Tracker — For Fungus

Virginia Tech researchers created a simple electrochemical sensor that spots Sclerotinia blight a destructive fungal disease just five days after infection. Visible symptoms can take up to two months. The sensor tests a drop of plant sap for rising oxalic acid levels, an early chemical signal of attack.

Farmers can treat the crop with fungicide before the fungus spreads widely or lingers in the soil. Early detection means fewer lost yields and healthier harvests a practical new tool against one of peanuts' toughest fungal threats.

Reference: Researchers Develop Early-Detection Sensor to Protect Peanut Crops From Fungus.

A simple leaf spray is delivering a big taste upgrade to high-oleic peanuts

High-oleic peanuts are already prized by food companies. Their oil stays fresher longer, resists rancidity, and offers a healthier fat profile that processors and consumers love. The one common complaint? Taste can sometimes fall short of ordinary peanuts. Chinese researchers have now shown a practical way to fix that without losing the high-oleic advantage.

- High oleic acid levels (unchanged)
- Longer shelf life & less rancidity
- Healthier fat profile
- Better taste
- Higher value for farmers, more demand for processors

In field trials, scientists applied commercial foliar fertilizers (Fosforil and Foliplus) to three popular high-oleic varieties Huayu 09C2, Huayu 9621 and Huayu 962 grown in Liaoning and Shandong. The peanuts kept their high oleic-acid levels, meeting the strict standards required for premium processing. Best of all, the Fosforil treatment noticeably boosted the natural sweetness of the roasted kernels, improving overall eating quality.

This is a quiet but valuable advance. Growers can now deliver a peanut that combines the long shelf-life and health benefits of high-oleic oil with a more appealing roasted flavour that snack and confectionery makers want. For farmers, it means a higher value crop that can command better prices. For processors, it means more consistent, desirable raw material.

If similar foliar practices spread across major peanut-producing regions India, the United States, Argentina, West Africa and beyond the economic upside could be significant. Even modest improvements in sensory quality can lift demand for high-oleic peanuts in the snack, peanut-butter and oil markets, potentially adding hundreds of millions of dollars in extra value along the global supply chain while giving smallholders a stronger product to sell.

> *A simple leaf spray is turning good high-oleic peanuts into better-tasting ones and that could sweeten the outlook for everyone from the field to the factory.*

Reference: Improving chemical and sensory quality of high-oleic peanut by application of foliar fertilizer. (2021).

With Thanks to Our CONTRIBUTORS

HELDER LAMBERTI
Founder
Brazil Peanut Trade Company

MR. ANDRES GEORGALOS
Director
Georgalos Peanut World

OCEAN MENG
Sales Manager
Qingdao Nut Co., Ltd

YAN TAO
Manager
HeiLongJiang Heliang Agriculture



MR. SURESH KUMAR
R&D
Agrocrops



DAMAN CHAND
Sales Manager
Agrocrops



MR. RAVIRAJSINH ZALA
Purchase Manager
Agrocrops

PTNPA NORTHEAST FOOD SAFETY SYMPOSIUM

October 14, 2026

Hyatt Regency Jersey City, USA

THE FUTURE OF PEANUT FARMING

TURNING WATER PRECISION INTO YIELD

> *What if the future of water-efficient peanut farming isn't about using more water — but using it smarter?*

But a peer-reviewed peanut study published in September 2026 found exactly that under the conditions tested.

The researchers combined a super-water-absorbent material with irrigation targeted at critical stages of peanut development.

Instead of supplying water throughout the crop cycle, the approach focused on retaining water and delivering it when the plant could use it most.

The result raises a bigger question:

Can peanut production become more productive by making every drop count?

SMARTER WATER USE | HIGHER YIELDS | STRONGER FOOD SECURITY

The Problem Isn't Always How Much Water We Give

In the study, peanuts were grown in highly permeable, drought-prone sandy-loam soil.

Water can move quickly through this soil, so simply increasing irrigation does not mean more water remains available to the roots.

They tried a different approach: Hold the water. Then use it at the right moment.

The material helped retain moisture, while irrigation was concentrated around important growth stages.

The Surprising Part: Timing

A peanut plant doesn't need the same amount of water at every stage of its life.

As the crop moves toward flowering, pod formation and seed development, certain periods become critical for final yield.

The strongest treatment focused irrigation at emergence and pod formation rather than following the conventional four-stage schedule.

And the outcome was striking:

50%	26.9%	25%
LESS IRRIGATION WATER	HIGHER POD YIELD	HIGHER SEED YIELD

The lesson isn't simply **"use less water."**
It's: Use water where and when it can create the most yield.

Why This Matters For Peanuts

For the peanut industry, water availability can directly influence production resilience and supply security.

If farmers can produce more from the same water resource, better water retention and irrigation timing could become valuable tools for water-limited peanut production.

Better water use → **Stronger production resilience** → **a more sustainable peanut supply chain**

But There's A Scientific Catch

The 50% reduction should not be treated as a universal recommendation.

The study was conducted under specific soil, climate and management conditions and needs further testing across peanut-growing regions.

Yet the finding points toward an important question:

What if the next step in peanut irrigation isn't more water — but greater precision?

The future of sustainable peanut production may not depend only on finding more water.

> **It may depend on learning how to get more from every drop.**



THE PEANUT EFFECT

WHEN BIRDS FIND THE FUEL THAT MATTERS

A tiny bird. 785 samples. And one food kept turning up.

Scientists set out to uncover something birds rarely reveal directly: what they actually eat in the wild.

Across a 220-kilometre transect in Scotland, researchers collected and analysed 785 faecal samples from wild Blue Tits. Using DNA metabarcoding, they could identify traces of the foods passing through the birds' diets—without needing to see them feed.
(Shutt et al., Proceedings of the Royal Society B)

Then came the unexpected result.

Peanut appeared in 49% of the samples.

That was the highest detection rate of any individual food recorded in the study.

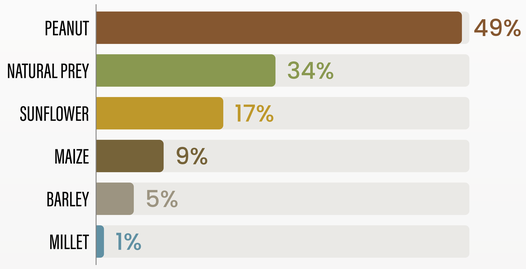

But the real surprise was not just the frequency.
It was the reach.

Supplementary-food consumption was detected as far as **1.38 kilometres from the nearest human habitation.** The researchers found that the dietary footprint of supplementary feeding extended well beyond the gardens where food was provided.
(Shutt et al., Proceedings of the Royal Society B)

Then came another intriguing observation.

Blue Tit sites where supplementary food was consumed had **nearly four times the breeding density,** with breeding occurring around five days earlier. Importantly, these were associations with supplementary feeding overall—not evidence that peanut itself caused either result.
(Shutt et al., Proceedings of the Royal Society B)

And the peanut signal appears beyond one species.

In a **2025 Great Tit study,** researchers again used DNA metabarcoding and detected peanut in **39% of winter samples.** The study also found that peanut-feeder use varied with habitat and season.
(Coomes et al., Ecology and Evolution)

The remarkable part?

We don't have to watch a bird take the peanut.
The bird leaves the evidence behind.
And when scientists follow that evidence,
one humble food keeps appearing:

PEANUT.

A familiar food at the feeder is revealing a much bigger story about what wild birds actually consume.

> ***Sometimes, the most unexpected discoveries are hiding in the smallest traces.***

Nature notices the difference.

Sources: Shutt et al., Proceedings of the Royal Society B (2021); Coomes et al., Ecology and Evolution (2025).

Zhonghua 29: The New Mountain Peanut

That Cuts Risk and Raises Incomes

In China's rugged Dabie Mountains, peanut farming has long been a high-risk gamble. Steep slopes, erratic weather, and bacterial wilt that can destroy more than 70% of a crop left smallholder farmers with low yields and thin margins. That is changing.

Stronger plants. More secure tomorrows.

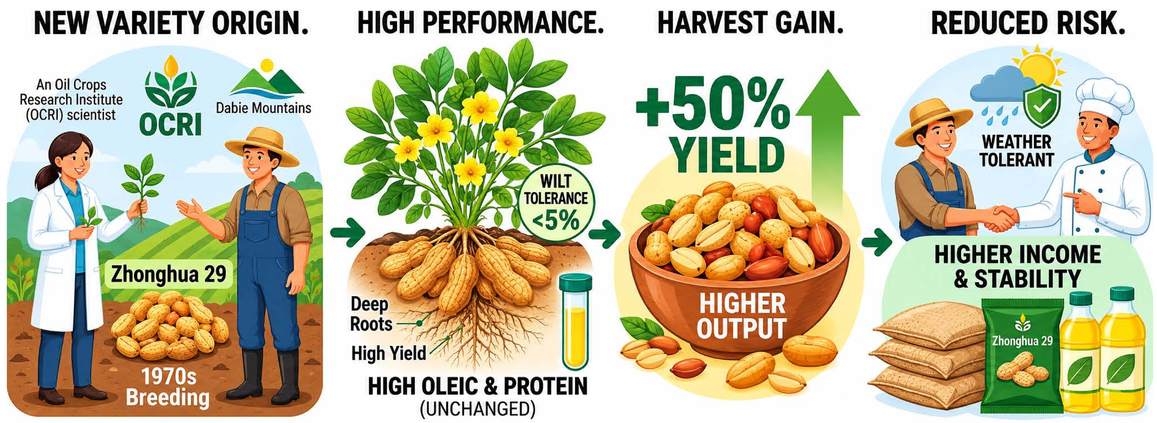

A 50% Higher Yield and Much Lower Disease

Scientists at the Oil Crops Research Institute have released Zhonghua 29, a commercial peanut variety delivering roughly 50% higher yields while nearly defeating the region's worst disease. Field trials in Macheng City, Hubei, recorded an average 387.9 kg per mu about 5,820 kg per hectare far above the roughly 3,900 kg per hectare of even the best older resistant types. Wilt incidence fell below 5%.

The variety also offers high oleic acid and protein content prized by oil processors, plus tolerance to both drought and waterlogging. For hillside farmers, higher output plus lower risk means more income and greater stability.

50% higher yields

< 5% wilt incidence

High oleic acid and protein

Tolerant to both drought and waterlogging

A Breakthrough Decades in the Making

This breakthrough is the product of breeding work that began in the 1970s. Cultivating a high-performing commercial peanut specifically for mountains is itself a major achievement. If similar resilient varieties spread to other disease-prone or hilly regions across major peanut-producing countries such as India, Nigeria, Senegal and parts of Latin America, the economic upside could be transformative. A 50% yield gain combined with sharply lower disease losses on even a fraction of global hillside and rain-fed peanut land could generate billions of dollars in extra farm income each year, strengthen processing industries, and improve food and oil security for millions of smallholders worldwide.

Science has turned one of China's toughest farming landscapes into a genuine opportunity — and the benefits could travel far beyond its borders.

Source: China's New Peanut variety posts 50% yield gain in Dabie mountains https://agrospectrumasia.com/news/85/4589/chinas-new-peanut-variety-posts-50-yield-gain-in-dabie-mountains.html

SECOND KERNEL

THE BEST NUMBER IS NOT ALWAYS THE BIGGEST.

WHAT CAN NORWEGIAN SALMON FARMING TEACH THE PEANUT INDUSTRY ABOUT FINDING THE RIGHT BALANCE?

Here is the surprising part of a highly data-driven salmon farm:

It does not try to maximise everything.

At Salmon Evolution's Indre Harøy facility in Norway, more than 40 million data points are logged every day, covering process, fish health and biological performance. Yet, when it comes to water reuse, the company deliberately operates at around 65%.

Smarter systems.
Healthier food.
Brighter futures.

DATA-DRIVEN DECISIONS

SUSTAINABLE FOOD SYSTEMS

STRONGER TOMORROWS

WHY STOP AT 65%?

Because pushing reuse higher can increase filtration requirements, energy consumption, technical complexity and operational risk. Salmon Evolution describes 65% as its "sweet spot"—a level designed around the performance of the complete system, not the maximum of one metric.

That is the real lesson.
The goal is not to make one number bigger.
It is to make the whole system better.



WHAT DOES THAT MEAN FOR PEANUTS?

The same thinking applies long before a peanut reaches a buyer.

Take drying.

Faster drying may reduce processing time. Higher temperatures may accelerate moisture removal. But drying conditions also influence energy use, oil quality and other product characteristics. Recent peanut research has shown that optimising drying conditions can improve both efficiency and quality rather than simply increasing drying intensity.

The same trade-off appears throughout the chain.

- More throughput can mean more mechanical stress.
- Longer storage can mean more flexibility—but also more exposure to deterioration.
- Lower cost can look attractive—until it affects consistency.

So the smarter question is not:

> "How far can we push this?"

It is:

> "Where does the strongest overall result exist?"

That point may differ by origin, variety, process and customer requirement.

There may be no universal best number.

There may only be a best combination.



THE SECOND KERNEL

Norwegian salmon farming offers a different definition of optimisation:

Don't win one metric. Balance the system.

For peanuts, the next competitive advantage may not come from simply increasing speed, reducing cost or pushing output higher.

It may come from knowing where quality, efficiency, cost and risk work best together.

Because the best number is not always the biggest.

It is the one that creates the best result.

BEYOND THE EYE.

SAME PEANUT.
A DEEPER TRUTH.

AI-powered aflatoxin screening.

A 2026 study used 2,252 groundnut images to identify aflatoxin-related defects with 99.29% test accuracy.

SCIENCE FOR A SAFER FOOD WORLD.

agro crops®
we sow, you reap

PEANUT BLOG

COPYRIGHT © 2026 AGROCROPS, ALL RIGHTS RESERVED

Pnutking